


WIO A+ Server AS -1114S-WTRT

1U WIO with 10 hot-swap SATA bays and dual 10GbE




Key Applications

DB Processing & Storage, Data Center Applications, Firewall Applications,


Key Features

- Single AMD EPYC™ 7003/7002 Series Processor
(The latest AMD EPYC™ 7003 Series Processor with AMD 3D V-Cache™ Technology requires BIOS version 2.3 or newer);
- 8 DIMMs; up to 2TB 3DS ECC
DDR4-3200MHz RDIMM/LRDIMM;
- 2 PCIe 4.0 x16 FHFL slots
1 PCIe 4.0 x16 LP slot;



Form Factor	1U Rackmount Enclosure: 437 x 43 x 597mm (17.2" x 1.7" x 23.5") Package: 610 x 203 x 813mm (24" x 8" x 32")
Processor	Single Socket SP3 AMD EPYC™ 7002/7003 Series Processors
GPU	Max GPU Count: Up to 2 double-width or 2 single-width GPUs Supported GPU: NVIDIA PCIe: T4, A2
System Memory	Slot Count: 8 DIMM slots Max Memory (1DPC): Up to 2TB 3200MT/s ECC DDR4 RDIMM/LRDIMM
Drive Bays Configuration	Default: Total 10 bays <ul style="list-style-type: none"> • 10 front hot-swap 2.5" SATA drive bays Option A: Total 10 bays <ul style="list-style-type: none"> • 8 front hot-swap 2.5" SATA drive bays • 2 front hot-swap 2.5" PCIe 3.0 NVMe* drive bays (*NVMe support may require additional storage controller and/or cables, please see the optional parts list for details)
Expansion Slots	PCI-Express (PCIe) Configuration: Default <ul style="list-style-type: none"> • 2 PCIe 4.0 x16 FHFL slots • 1 PCIe 4.0 x16 LP slot M.2: 2 M.2 PCIe 3.0 x2 NVMe/SATA slots (M-key)
On-Board Devices	Chipset: System on Chip Network Connectivity: 2 RJ45 10GbE IPMI: Support for Intelligent Platform Management Interface v.2.0 IPMI 2.0 with virtual media over LAN and KVM-over-LAN support
Input / Output	LAN: 1 RJ45 1 GbE Dedicated BMC LAN port 2 RJ45 10 GBASE-T LAN ports USB: 7 USB 3.0 ports Video: 1 VGA port DOM: 2 Super DOM (Disk on Module) ports

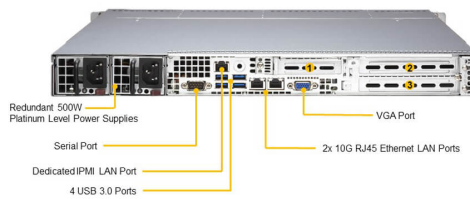
(Front View – System)



Slot	Description
0 - 7	2.5" Hot-Swap SATA3 Drive Bays
8 - 9	2.5" Hot-Swap SATA3/ U.2 NVMe* Drive Bays

*U.2 NVMe support requires additional parts in optional parts list

(Rear View – System)



Slot	Description
1	PCI-E 4.0 x16 (LP) Slot
2-3	PCI-E 4.0 x16 (FHFL) Slot

System Cooling	Fans: 6 heavy duty fans with optimal fan speed control
Power Supply	2x 500W Redundant (1 + 1) Platinum Level (94%) power supplies
System BIOS	BIOS Type: AMI 32MB SPI FLASH ROM
Management	Supermicro Update Manager (SUM); Supermicro SuperDoctor® 5 (SD5); KVM with dedicated LAN ; IPMI 2.0; Watch Dog
PC Health Monitoring	CPU: Monitors for CPU Cores, Chipset Voltages, Memory 4+1 Phase-switching voltage regulator FAN: Fans with tachometer monitoring Status monitor for speed control Pulse Width Modulated (PWM) fan connectors Temperature: Monitoring for CPU and chassis environment Thermal Control for fan connectors
Dimensions and Weight	Weight: Gross Weight: 46 lbs (20.9 kg) Net Weight: 25 lbs (11.34 kg) Available Color: Black
Operating Environment	RoHS Compliant Operating Temperature: 10°C to 35°C (50°F to 95°F) Non-operating Temperature: -40°C to 60°C (-40°F to 140°F) Operating Relative Humidity: 8% to 90% (Non-Condensing) Non-operating Relative Humidity: 5% to 95% (Non-Condensing)
Motherboard	Super H12SSW-NT
Chassis	CSE-116TS-R504WBP