


# Mainstream A+ Server AS -2024S-TR

2U Mainstream with dual AMD® EPYC™ and 6 PCIe 4.0 slots




## Key Applications

Virtualization, Enterprise Server, Data Center Optimized, Application and data serving, Model analysis, Compute Intensive Applications,

## Key Features

- Dual AMD EPYC™ 7003/7002 Series Processors Supports Up to 240W CPU TDP;
- AMD® SP3;
- Up to 4TB 3DS ECC RDIMM, DDR4-3200MHz; Up to 4TB 3DS ECC LRDIMM, DDR4-3200MHz in 16 DIMMS;
- 3 PCIe 4.0 x16 Low Profile (LP) 3 PCIe 4.0 x8 Low Profile (LP);
- Dual Gigabit LAN;
- 12 Hot-swap 3.5" (tool-less) or 2.5" (screw) drive bays (default configuration is 8 SATA + 4 NVMe) (up to 12 NVMe drives supported with optional NVMe kit)  
1 M.2 support: - M.2 Interface: PCIe 3.0 x4 - M.2 form factor: 2260, 2280, 22110 - M.2 Key: M-Key;
- 920W Redundant Power Supplies Platinum level;
- 1 rear VGA, 1 Type A port, 1 COM Port, and 4 USB ports;



<b>Form Factor</b>	2U Rackmount Enclosure: 437 x 89 x 648mm (17.2" x 3.5" x 25.5") Package: 678.2 x 289.6 x 876.3mm (26.7" x 11.4" x 34.5")
<b>Processor</b>	Dual Socket SP3 AMD EPYC™ 7002/7003 Series Processors Up to 64C/128T; Up to 256MB Cache per CPU
<b>System Memory</b>	Slot Count: 16 DIMM slots Max Memory (1DPC): Up to 4TB 3200MT/s ECC DDR4 RDIMM/LRDIMM
<b>Drive Bays Configuration</b>	Default: Total 12 bays <ul style="list-style-type: none"> <li>• 4 front hot-swap 3.5" NVMe drive bays</li> <li>• 8 front hot-swap 3.5" SAS*/SATA drive bays</li> </ul> Option A: Total 12 bays <ul style="list-style-type: none"> <li>• 12 front hot-swap 2.5" SAS/SATA drive bays</li> </ul> (*SAS support may require additional storage controller and/or cables, please see the optional parts list for details) M.2: 1 M.2 NVMe slot (M-key 2280/22110)
<b>Expansion Slots</b>	Default <ul style="list-style-type: none"> <li>• 3 PCIe 4.0 x8 LP slots</li> <li>• 3 PCIe 4.0 x16 LP slots</li> </ul>
<b>On-Board Devices</b>	Chipset: AMD SP3 Network Connectivity: 2 RJ45 1GbE
<b>Input / Output</b>	LAN: 1 RJ45 1 GbE Dedicated BMC LAN port 2 RJ45 1 GbE LAN ports USB: 2 USB 2.0 ports(rear) 2 USB 3.0 ports(rear) Video: 1 VGA port DOM: 2 SuperDOM (Disk on Module) ports


(Front View – System)



Slot	Description
1 - 2	3.5"/2.5" Hot-swap NVMe Drive Bays (NVMe from CPU2)
3 - 6	3.5"/2.5" Hot-swap SATA/SAS3 Drive Bays*

\*SAS3 support requires additional parts in optional parts list

(Rear View – System)



Slot	Description
1 - 2	PCIe 4.0 x8 LP
3 - 4	PCIe 4.0 x16 LP

System Cooling	Fans: 3 Middle 80mm Fan(s) Air Shroud: 1 Clear Plastic Air Shroud
Power Supply	2x 920W Redundant Platinum Level (94%) power supplies
Management	SuperCloud Composer®; Supermicro Server Manager (SSM); Supermicro Update Manager (SUM); Supermicro SuperDoctor® 5 (SD5); Super Diagnostics Offline (SDO); Supermicro Thin-Agent Service (TAS); SuperServer Automation Assistant (SAA) New!
PC Health Monitoring	FAN: Fans with tachometer monitoring Status monitor for speed control Pulse Width Modulated (PWM) fan connectors Temperature: Monitoring for CPU and chassis environment Thermal Control for fan connectors CPU: Monitors for CPU Cores, Chipset Voltages, Memory. 7 Phase-switching voltage regulator
Dimensions and Weight	Weight: Gross Weight: 60 lbs (27.2 kg) Net Weight: 33.5 lbs (15.2 kg) Available Color: Silver
Operating Environment	Operating Temperature: 10°C to 35°C (50°F to 95°F) Non-operating Temperature: -40°C to 60°C (-40°F to 140°F) Operating Relative Humidity: 8% to 90% (non-condensing) Non-operating Relative Humidity: 5% to 95% (non-condensing)
Motherboard	<a href="#">Super H12DSi-N6</a>
Chassis	CSE-LA26TS-R920LPP1