



SUPERMICR[®]

RACK SCALE SOLUTIONS

ACCELERATED TIME-TO-DELIVERY OF
PLUG AND PLAY RACKS WITH
PROVEN QUALITY AND RELIABILITY

WORLD-CLASS RACK MANUFACTURING FACILITY

Based in Silicon Valley complementing Supermicro's unwavering commitment to quality, sustainability and maximizing turnaround time.

11MW

Mass Production Center

High efficiency, reduced greenhouse gas emissions, minimized air pollutants and reduced water use.

4,000 /mo.

Rack Capacity

Production, testing and shipping for integrated full-scale rack solutions.

Up to 800Gb/s

Network Speed

Testing Environment

Complete testing environment from a wide range of network requirements.

4-Star Efficiency

High Process Efficiency

Autonomous guided vehicles deployed to maximize manufacturing efficiency and safety.

Up to 480VAC

Power at Scale

Including 208V, 415V, 277V/480VAC for single and 3-phase & 48VDC-ready.



SUPERMICRO RACK INTEGRATION SERVICES: A TOTAL SOLUTION FOR YOUR DATA CENTER NEEDS

1. Complete Service from Design to Deployment

Leverage Supermicro team experts and resources to work with you to completely design and build turn-key solutions for your data center or COLO deployment.

2. Expert Technicians

Supermicro's expert team of product, firmware, BIOS and rack technicians will handle all phases of the rack integration and installation process.

3. Plug and Play (PnP)

No matter whether its one server, one rack, one cluster, or one superpod, Supermicro can deliver complete solutions ready to go from day one, including procurement, testing, sBurn, rBurn and logistics.

4. Time-to-Market

Supermicro is a complete design, manufacturing, integration and solution provider with thousands of engineering specialists and a global manufacturing footprint, enabling us to deliver full rack solutions within weeks, not months.

5. One Teamwork Approach

Leverage our extended team of experts to help you address challenges in real-time.

6. Single Point of Contact

Upon the start of your rack scale project, a dedicated Supermicro engineer will be your team's single point of contact.

7. Cost Optimization

Supermicro rack solutions can be flexibly constructed to meet customer schedules, quality requirements and budgets.

BUILDING COMPLETE RACK SOLUTIONS



Supermicro's L11 rack scale integration process not only includes the design, assembly, configuration and testing of each

server at the node and rack level, but also involves simultaneous testing of all nodes to ensure that they have the exact same configuration and are communicating with one another as they were designed to.

Rack Optimization

Adopting a standardized design and modular approach, optimized for power and cooling efficiency.

Cable Management

Power, networking and liquid cooling cabling is organized and managed to reduce clutter, improve airflow and make system troubleshooting and maintenance easier.

Burn-In Testing

Best-in-class quality assurance for R-Burn and S-Burn, with automated L11 cluster testing to validate integration quality and hardware reliability.

Delivery

Racks are professionally packed in shock-resistant and reusable crates for rapid shipping worldwide; cabled, labeled, fully tested and ready for operation upon arrival at your data center.

HPC AI-DRIVEN DATA CENTER SOLUTION

The manufacturing process at L12 involves networking from the rack to multi-rack level, then loading the customer's application software for complete, real-world testing at rack scale. Supermicro can even provide benchmarking data to ensure that rack-scale performance meets requirements.

Zero Failure Goal

Failures are costly, impacting revenue and reputation. Having a rack-scale solution validated and proven before shipping to the customer reduces the likelihood of issues post-deployment.

Full Plug and Play

Supermicro's L12 solutions are ready to deploy on day one; simply connect power and networking to start running your applications right away.

Knowledge Transfer

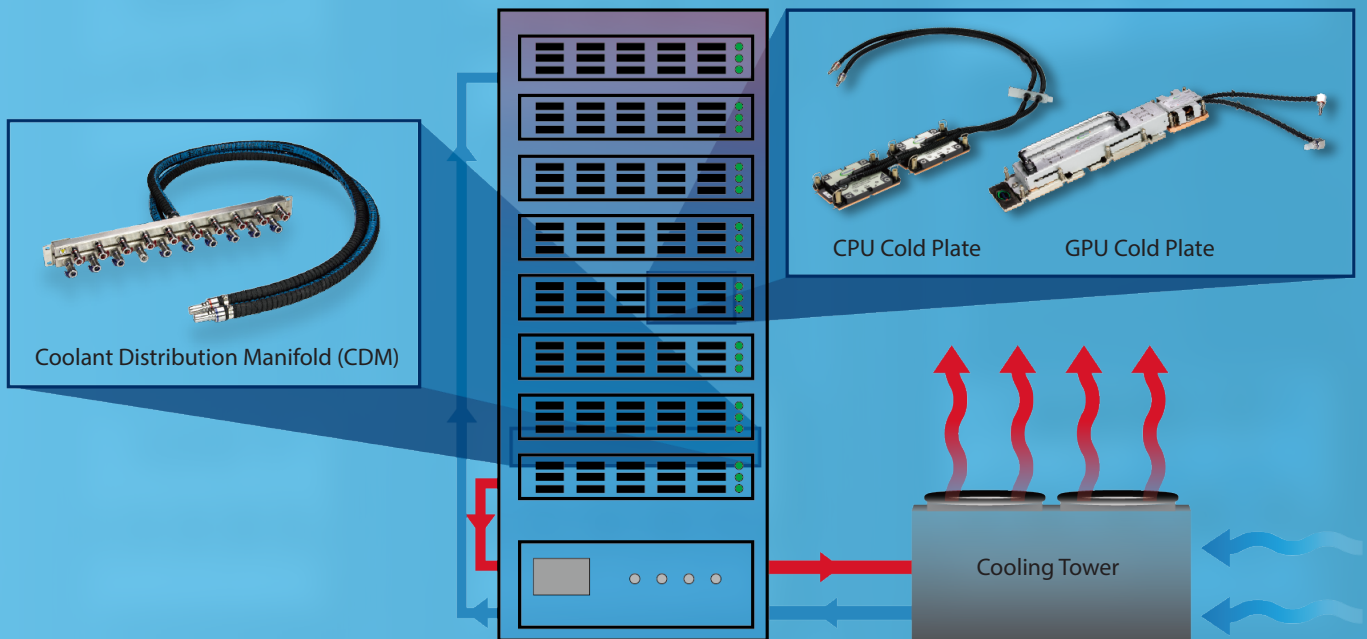
Best practice documentation is key for long-term success and collaboration across multiple teams from design to delivery of your L12 Solution.



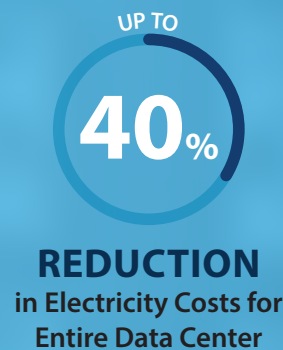
SUPERIOR EFFECTIVENESS OF LIQUID COOLING WITH PROVEN DEPLOYMENTS AT SCALE

Supermicro delivers fully validated Direct to Chip (D2C) and Rear Door Heat Exchanger (RDHx) liquid cooled rack scale solutions at rack (L11) and cluster (L12) levels, with accelerated data center deployment lead time delivering complete solutions within weeks. Supermicro's liquid cooled rack solutions can deliver superior performance utilizing W45 (up to 45°C) and unmatched efficiency for large scale AI and cloud-scale compute infrastructure, reducing data center TCO and TCE.

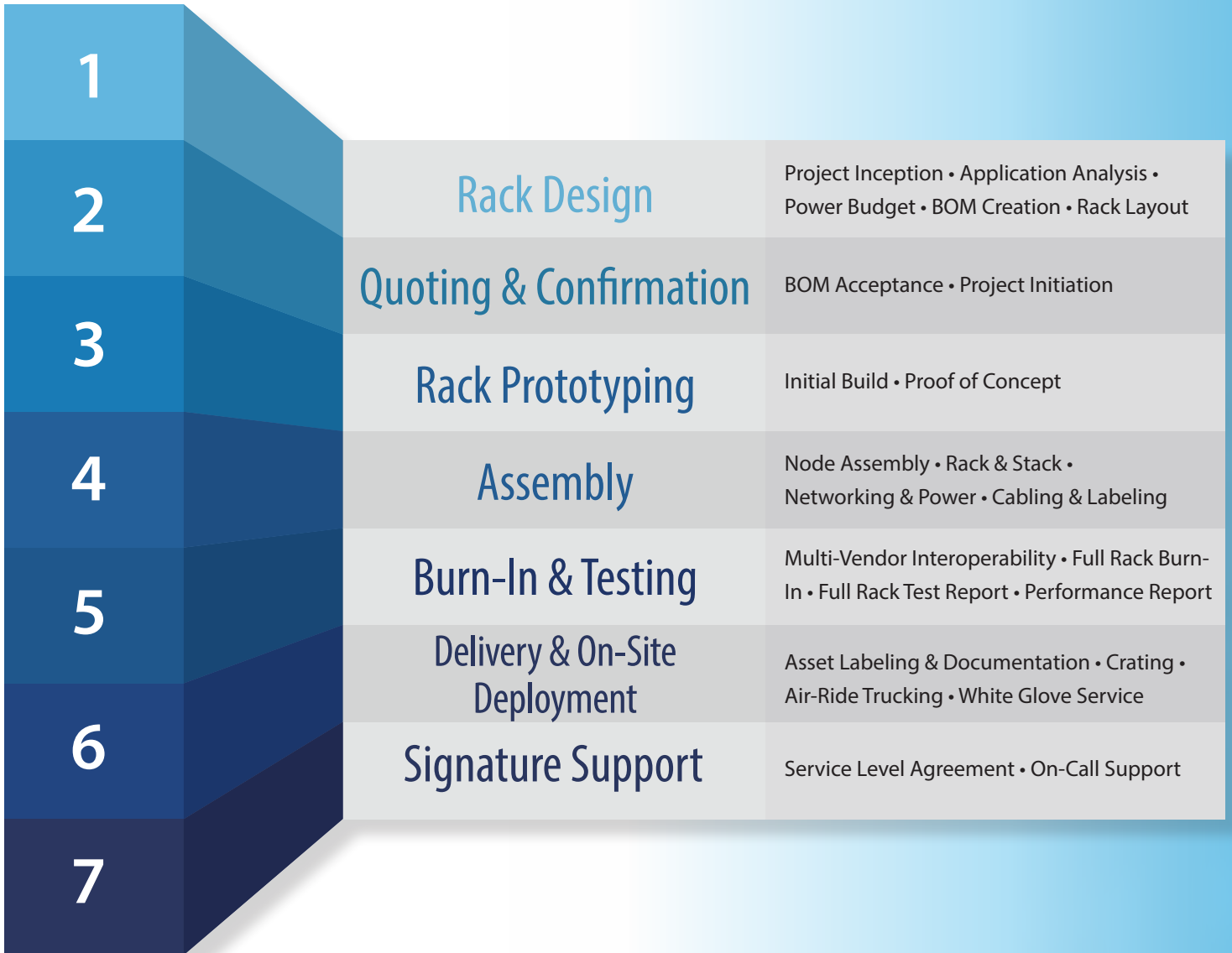
Direct to Chip (D2C)



LIQUID COOLING ADVANTAGES



7 STAGES OF RACK INTEGRATION PROCESS



Complete Rack Integration Delivered

Reliable

The integration process should produce consistent and predictable results. The reliability of rack integration ensures that the system functions as expected and operates with minimum downtime.

Repeatable

The process should be able to be executed multiple times with the same results. This is important for scaling the integration process and replicating it across different systems, ensuring that each system is integrated correctly.

Reproducible

With documentation, your project can be reproduced by multiple teams or individuals with the same results and shared with others to improve collaboration and reduce errors.

ON-SITE RACK DEPLOYMENT


Supermicro's on-site rack deployment helps enterprises build data center from the ground up, including the planning, design, power-up, validation, testing, installation and configuration of racks, servers, switches and other networking equipment to meet the organization's specific needs.

On-site Rack Deployment



All equipment is carefully shipped to the deployment location, then unpacked, connected and tested by expert personnel.

On-site Integration



Complete integration ensures that the equipment is installed and connected correctly to ensure reliable operation and reduce the risk of downtime and associated costs.

On-site Software Installation



Custom installation of OS, middleware and software applications with configurations and settings.

On-site Benchmark Test



Benchmarking to ensure that the deployed solution performs as designed and meets the requirements of the organization.

Better

Better Performance
Per Watt and Per Dollar



Faster

First-to-Market Innovation with the
Highest Performance Server Designs



Greener

Reduced Environmental
Impact and Lower TCO



www.supermicro.com/rack

Worldwide Headquarters

Super Micro Computer, Inc.
980 Rock Ave.
San Jose, CA 95131, USA
Tel: +1-408-503-8000
Fax: +1-408-503-8008
E-mail: Marketing@Supermicro.com

EMEA Headquarters

Super Micro Computer, B.V.
Het Sterrenbeeld 28, 5215 ML,
's-Hertogenbosch, The Netherlands
Tel: +31-73-640-0390
Fax: +31-73-641-6525
E-mail: Sales_Europe@supermicro.com

APAC Headquarters

Super Micro Computer, Taiwan Inc.
3F, No. 150, Jian 1st Rd., Zhonghe Dist.,
New Taipei City 235, Taiwan
Tel: +886-2-8226-3990
Fax: +886-2-8226-3991
E-mail: Marketing@Supermicro.com.tw

www.supermicro.com

©Super Micro Computer, Inc. Specifications subject to change without notice. All other brands and names are the property of their respective owners. All logos, brand names, campaign statements and product images contained herein are copyrighted and may not be reprinted and/or reproduced, in whole or in part, without express written permission by Supermicro Corporate Marketing.

MKT-02-RackScale-2024-R18



Please Recycle